




The CAX-CZM, is an Advanced Conventional Zone Module that can be monitored and controlled by an Axis AX Series fire alarm control panel (P-BUS, "Peripheral Bus", operating mode), or by any ANSI/UL 864 Listed fire alarm control panel ("Standalone" operating mode).

The CAX-CZM module provides monitoring of up to eight (8) Class B conventional zone circuits with programmable end-of-line resistor (6.8K, 4.7K, or 3.9K), or four (4) Class A conventional zone circuits. In addition, each CAX-CZM module has three (3) Form C relay contacts defaulted in "Standalone" operating mode as alarm, trouble, and if required, earth/ground fault condition on a per module basis. If utilized in the "Peripheral Bus" mode of operation, these three (3) Form C relay contacts are freely programmable for any system functionality.

When connecting the CAX-CZM module(s) to an Axis AX Series Intelligent Fire Alarm Control Panel ("Peripheral Bus" operating mode) up to sixteen (16) CAX-CZM modules can be supported. By supporting sixteen (16) CAX-CZM modules an Axis AX Series Intelligent Fire Alarm Control Panel can accommodate up to 128 Class B (64 Class A) conventional zones and 48 (Form C) relay contacts. When utilized in the "Peripheral Bus" mode of operation, all zone and relay functionality is fully field programmable using the Advanced powerful 'Dynamix' cause and effect rules of its PC-Net field configuration program.

In the "Peripheral Bus" or "Standalone" operating modes, the AX-CZM module gets powered from either the Axis AX Series Intelligent Fire Alarm Control Panel, Host fire alarm control panel or by an ANSI/UL Listed 24 VDC nominal power supply. In "Standalone" mode of operation the Host (ANSI/UL 864 Listed) fire alarm control panel would monitor the single alarm, trouble (alarm and trouble contacts are common for all eight zones) and, if required, earth/ground fault contacts for AX-CZM module status.

Each CAX-CZM module makes use of Advanced' Software Monitoring And Real Time Power Management (SMART-PM) techniques in order to minimize current requirements under alarm conditions across multiple zones. This SMART-PM technology results in lower power consumption, and increased fire alarm control panel battery life. Utilizing the SMART-PM information, each zone circuit is capable of indicating a trouble condition when a 2mA load is exceeded (i.e. too many conventional smoke detectors added to the circuit).



Features

- Axis AX Series P-BUS or Standalone Operation
- Eight Class B or Four Class A Zone Circuits
- Programmable Class B End-of-Line
- P-BUS Operation Supports Sixteen CAX-CZM's
- Three Form "C" Relay Contacts
- Advanced Power Management (SMARTPM)
- Programmable End-of-Line 6.8K, 4.7K or 3.9K
- 50 Ω Initiating Circuit Resistance
- Ideal for Retrofit Applications
- Extensive 2-Wire Detector Compatibility
- Conventional Detector and Contact Device Monitoring
- Programmable Alarm Verification
- P-BUS Supervised Remote Power Supply Monitoring
- 28 Zones and 48 Relays per Axis AX Series Panel
- Removable Terminal Blocks
- Programmable Latching/Non-Latching Input Types

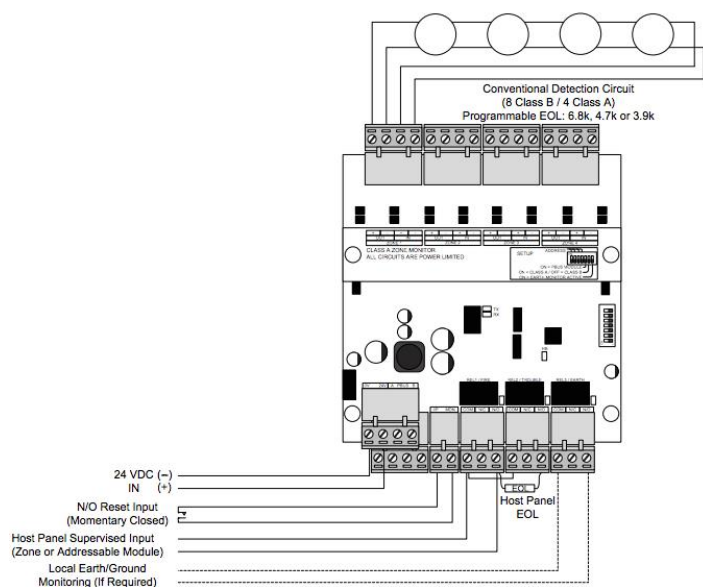
Listings and Approvals

- ETL ANSI/UL 864 Listed: 101564744NYM-001
- UL UOXX (Control Unit Accessory, System) Listed: S2446
- CSFM Approved: 7165-1713:0101

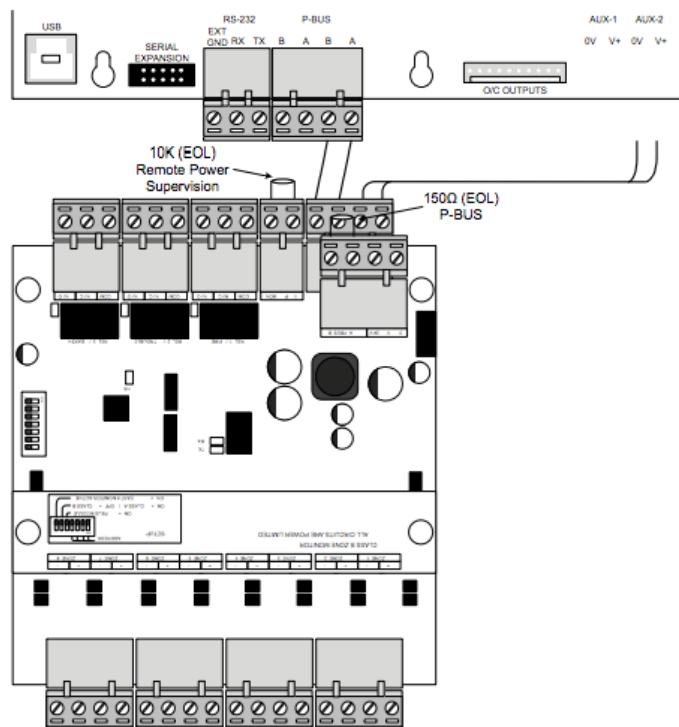
Specification

Operating Voltage	24 VDC
Operating Current	
Quiescent	110mA (8 Zones = Min Load)
Minimum	120mA (8 Zones = Max Load, Relays Off)
Maximum	135mA (8 Zones = Max Load, Relays On)
Alarm	At Least 318mA (8 Zones = Max Load, Relays On)
Relays	
Relay 1	"Standalone" Common Alarm
Relay 2	"Standalone" Common Trouble (Fail-Safe)
Relay 3	"Standalone" Earth/Ground Fault
Ratings	1A @ 30 VDC
LEDs	
Red	Relay 1 - "Standalone" Alarm
Green	Relay 2 - "Standalone" Normal
Yellow	Relay 3 - "Standalone" Earth/Ground
Resistors	
Class B EOL	6.8K 4.7K or 3.9K
P-BUS Operation	10K
Remote Power	150K
End-of-Line	
Environment	Indoor, Dry
Operating Temperature	32 °F - 120 °F (0 °C - 49 °C)
Humidity	93% (Non-Condensing)
Weight	5.3 oz
Dimension	4.2" X 5"

Wiring Diagrams



AX-CZM Host Panel Wiring



AX-CZM P-BUS Wiring

Order Codes and Options

CAX-CZM	Conventional Zone Module
AXM-009*	Optional Enclosure (Supports 2 AX-CZM's)

*For gray enclosure, add the suffix "G" to the part number.

[Check if this document is up to date](#) | [Give us feedback](#)

As our policy is one of constant product improvement the right is therefore reserved to modify product specifications without prior notice.